


Robinhood Markets, Inc.

November 2025 Monthly Metrics Dashboard



Robinhood

November 2025 Monthly Metrics Dashboard

Funded Customers

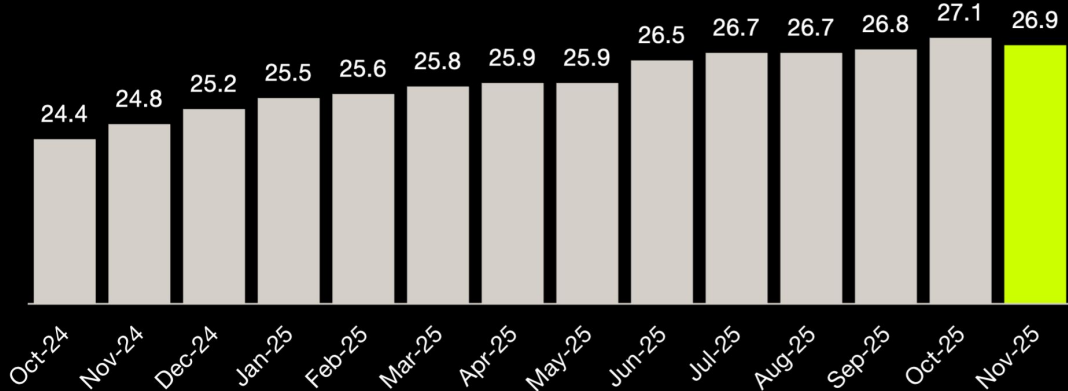
In millions

Nov-25

26.9M

(130k) M/M

+2.10M Y/Y



Total Platform Assets

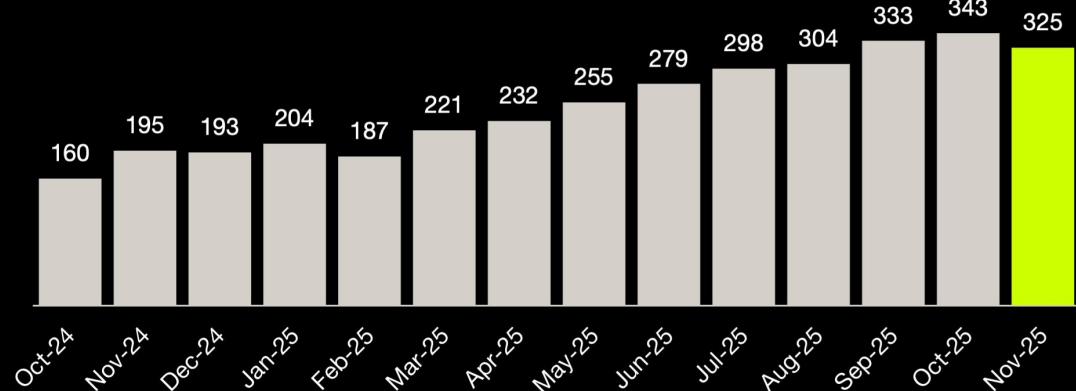
In \$ billions

Nov-25

\$325B

(5%) M/M

+67% Y/Y



Net Deposits¹

In \$ billions

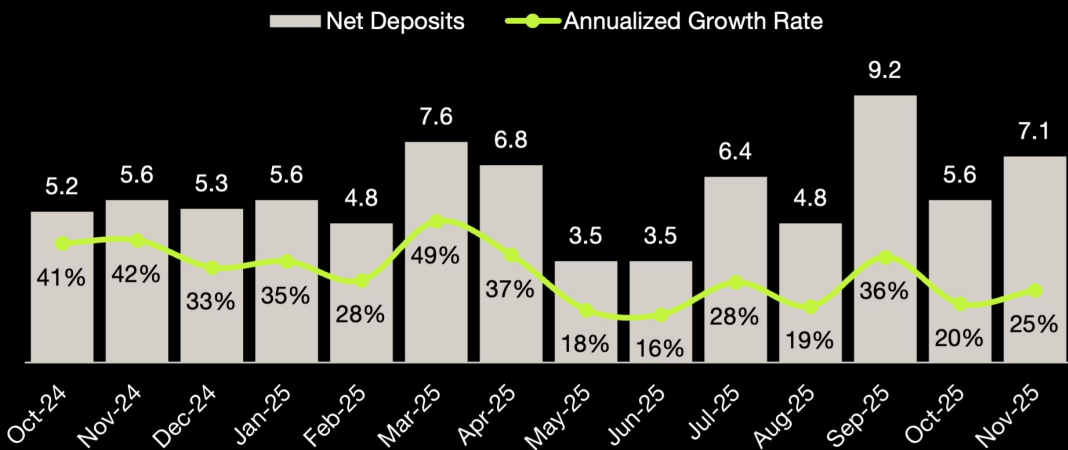
Nov-25

\$7.1B

25% Annualized Growth

\$70.2B LTM

36% LTM Growth



Cash Sweep²

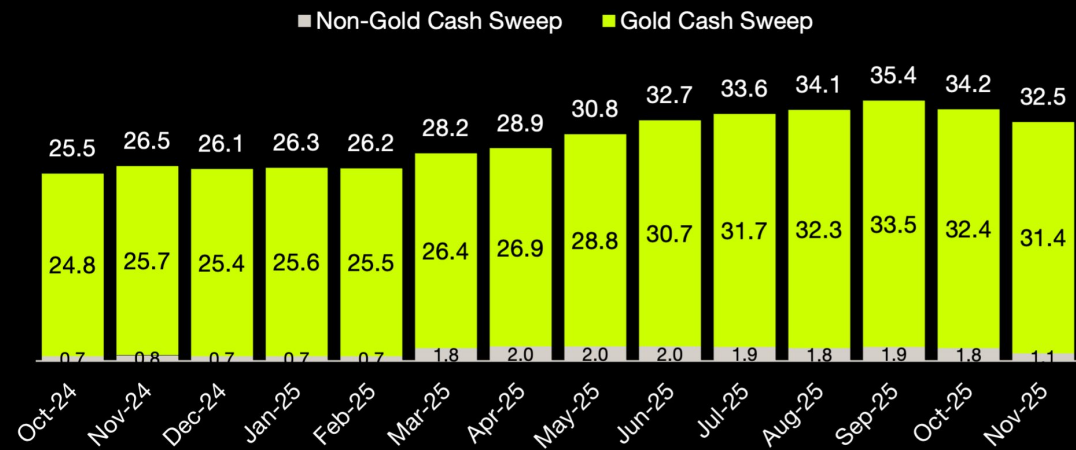
In \$ billions

Nov-25

\$32.5B

(5%) M/M

+23% Y/Y



1. Starting in June 2025, Net Deposits include results from Bitstamp. Net Deposits do not include results from TradePMR.

2. In November 2025, the Robinhood Non-Gold Cash Sweep program ended, moving approximately \$700 million of Non-Gold Cash Sweep to customer free credit balances. RIA cash sweep balances remain in Non-Gold Cash Sweep.

For definitions and additional information regarding these metrics, please refer to Robinhood's full November 2025 Monthly Metrics release, which is available at investors.robinhood.com. The information in this release is unaudited. Totals may not foot due to rounding.

November 2025 Monthly Metrics Dashboard (Continued)

Equity Notional Volumes

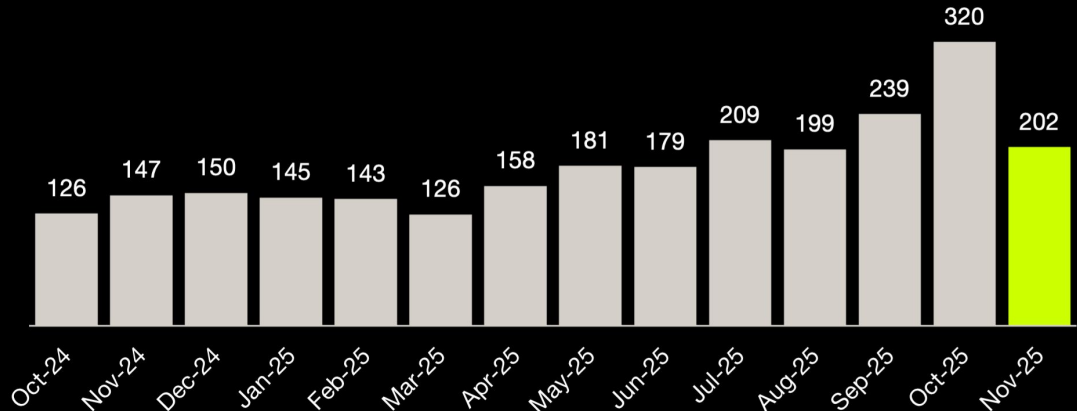
In \$ billions

Nov-25

\$202B

(37%) M/M

+37% Y/Y



Options Contracts Traded

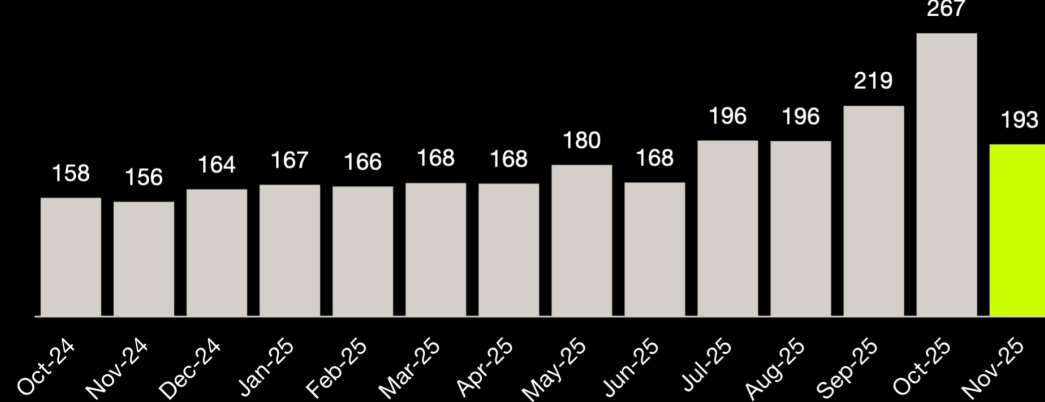
In millions

Nov-25

193M

(28%) M/M

+24% Y/Y



Crypto Notional Volumes¹

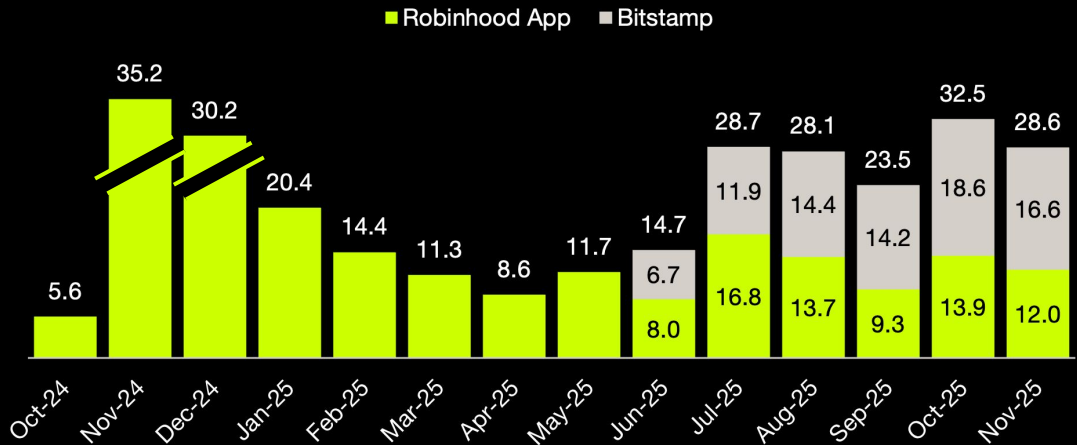
In \$ billions

Nov-25

\$28.6B

(12%) M/M

(19%) Y/Y



Margin Book

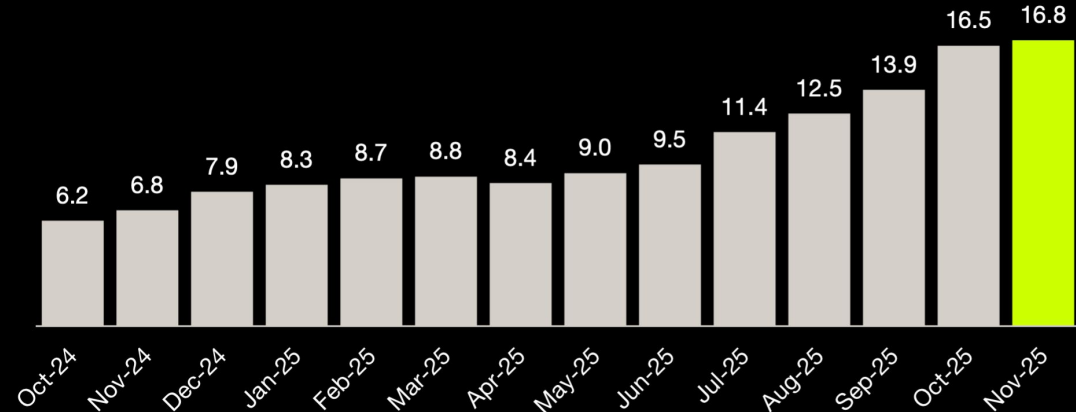
In \$ billions

Nov-25

\$16.8B

+2% M/M

+147% Y/Y



¹ Refer to Robinhood's full October 2025 Monthly Metrics release for the definition of Notional Trading Volume. For definitions and additional information regarding these metrics, please refer to Robinhood's full November 2025 Monthly Metrics release, which is available at investors.robinhood.com. The information in this release is unaudited. Totals may not foot due to rounding.